

# AT846/C

# AT SERIES

## CARDIOID CONDENSER BOUNDARY MICROPHONE



The AT846/C is a wide-range condenser microphone with a unidirectional polar pattern. It is designed for unobtrusive table, ceiling or panel-mounted applications for high-quality sound reinforcement, teleconferencing, professional recording, television and other demanding sound pickup applications.

The AT846/C is equipped with UniGuard® RFI-shielding technology, which offers outstanding rejection of radio frequency interference (RFI). The microphone is RoHS compliant – free from all substances specified in the EU directive on hazardous substances.

The microphone should be placed on a flat, unobstructed mounting surface. The small diameter capsule near the boundary eliminates phase distortion and delivers clear, high-output performance.

The microphone requires 11V to 52V phantom power for operation. The microphone is enclosed in a heavy-duty die-cast case and protected by a two-layer steel mesh grille. The low-profile housing has a low-reflectance black finish. Isolators are included with the microphone for optional mechanical isolation from the mounting surface.

Output is low impedance balanced. The balanced signal appears across Pins 2 and 3, while the ground (shield) connection is Pin 1. Output is phased so that positive acoustic pressure produces positive voltage at Pin 2 in accordance with industry convention.

To mount the AT846/C in a ceiling or table top without the isolators, a 20.5 mm diameter hole is required. To mount the AT846/C with the isolators, a 23.5 mm hole is required. Place the isolators on either side of the hole to achieve mechanical isolation from the mounting surface. The small cardioid circle on the AT846/C bezel indicates the "front" of the microphone.

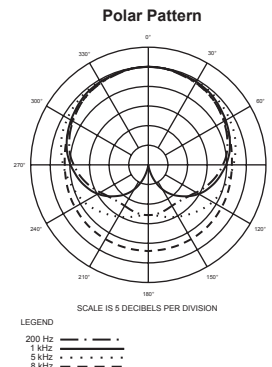
The microphone shall be a fixed-charge condenser designed for use in table, ceiling or panel-mount applications. It shall have a frequency response of 60 Hz to 20,000 Hz and an unidirectional (cardioid in a hemisphere above the mounting surface boundary) polar pattern. It shall incorporate a self-contained power module and require 11V to 52V DC phantom power to operate. It shall offer outstanding rejection of radio frequency interference (RFI). It shall be capable of handling sound input levels up to 134 dB. Nominal open circuit output voltage shall be 14.1 mV at 1 kHz, 1 Pascal. Output shall be low impedance balanced (100 ohms) from an integral 3-pin XLRM-type connector.

The microphone shall have a maximum diameter of 30.0 mm and an overall length of 64.6 mm. Weight shall be 48 grams. The microphone shall be housed in an all-metal case with a two-layer steel mesh grille. Finish shall be low reflectance black. A small cardioid circle on the bezel shall indicate the "front" of the microphone. Resilient isolators shall be provided for reduction of mechanical noise transfer from the mounting panel.

Avoid leaving the microphone in the open sun or in areas where temperatures exceed 43°C for extended periods. Extremely high humidity should also be avoided.

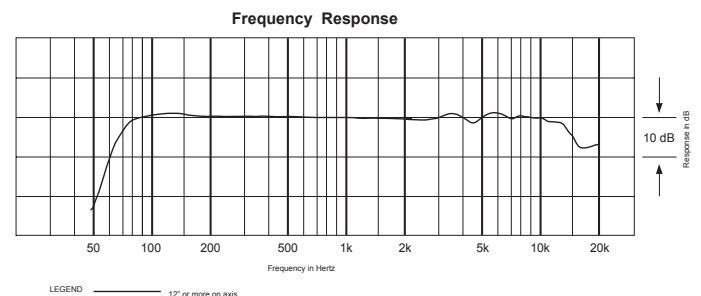
### SPECIFICATIONS

ELEMENT	Fixed-charge back plate permanently polarized condenser
POLAR PATTERN	Unidirectional (Cardioid in hemisphere above mounting surface)
FREQUENCY RESPONSE	60-20,000 Hz
OPEN CIRCUIT SENSITIVITY	-37 dB (14.1 mV) re 1V at 1 Pa
IMPEDANCE	100 ohms
MAXIMUM INPUT SOUND LEVEL	134 dB SPL, 1 kHz at 1% T.H.D.
SIGNAL-TO-NOISE RATIO	>66 dB, 1 kHz at 1Pa
PHANTOM POWER REQUIREMENTS	11-52V DC, 2 mA typical
WEIGHT	48 g
DIMENSIONS	30.0 mm - diameter, 64.6 mm - length
OUTPUT CONNECTOR	Integral 3-pin XLRM-type
ACCESSORIES FURNISHED	One pair isolators



#### Optional Accessories:

AT8506 four-channel 48V phantom power supply (AC powered).  
AT8801/EU single-channel 48V phantom power supply (AC powered).



# AT846/C

# AT SERIES

## 心形指向性电容式平面话筒



AT846/C 是一枚阔频宽的电容式心形指向性话筒，小型的设计，特别适合安装在不显眼的桌面、天花、仪表面板上使用，可应用于专业录音、电视广播、视像会议等高要求的收音应用。

AT846/C 配备有 UniGuard® - 射频干扰(RFI)屏蔽技术，提供杰出的防止射频干扰能力，避免收音时受到如手提电话等的干扰。话筒亦符合 RoHS 规格，在构造上不含有欧盟禁用的危害性物质。

话筒应安装在一个平直及无阻碍物的平面上，接近平面的小型收音头可消除相位失真，和提供清晰及高输出的表现。

内置的供电模组使用直流 11V 至 52V 幻象供电工作。话筒外壳使用耐用的合金铸造及双层保护网设计，并涂上黑色不反光涂层。话筒配有防震绝缘胶，以防止安装面上的震动噪声。

低阻抗的平衡音频输出，音频信号以卡农公头输出端子的 2 号及 3 号针脚输出，而 1 号针脚则为地线(屏蔽)连接。输出相位将以正相位电平设于 2 号针脚上。

话筒如不需要安装防震胶时，可在天花板或桌面上开出直径 20.5mm 的圆孔安装；如需要连同防震胶一起安装时，则需要开出直径 23.5mm 的圆孔，而防震胶需要前后两端同时安装于平面上。收音头上的小圆点标记，指示出收音指向的正前方。

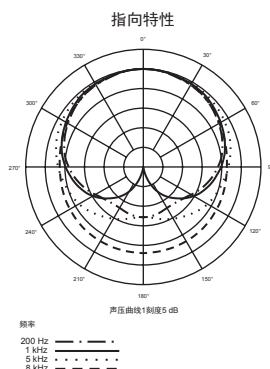
话筒是固定充电背板收音头设计，安装在桌面、天花、仪表面板上使用，频率响应为 60Hz 至 20,000Hz 的单指向性收音(平面上的心形半圆)，内置使用直流 11V 至 52V 幻象供电的供电模组。防止射频干扰(RFI)的能力，可提供达 134dB 的声压输入电平，一般开路输出电压为 14.1mV。输出接线端为标准的 XLRM-3 卡农公头，可连接到任何以 XLRF-3 设计的会议话筒上。

话筒最大直径为 30.0mm 及全长为 64.6mm，重量为 48 克。话筒外壳为全金属结构及双层保护网设计，表面涂上低反光黑色涂层，而话筒收音头的小圆点为收音指向的正前方。话筒配有防震绝缘胶，以防止安装面上的震动噪声。

把话筒暴露于高温中可能导致输出电平逐渐及永久性减弱，应避免将话筒留在日晒的地方或长时间置于温度超过 43°C 的地方，而极高湿度也应避免。

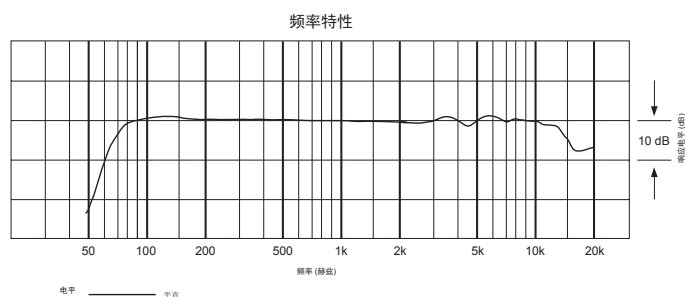
### 技术指标

收音头	固定充电背板， 静电型电容式
指向特性	单指向性(平面上的心形半圆)
频率响应	60-20,000 Hz
开通灵敏度	-37 dB (14.1 mV) 以 1V 于 1 Pa
输出阻抗	100 欧姆
最大承受声压	134 dB 声压, 1 kHz 于 1% T.H.D.
讯噪比	>66 dB, 1 kHz 于 1Pa
幻象供电	直流 11-52V DC, 耗电 2 mA 典型
重量	48 克
外形尺寸	30.0 mm - 直径, 64.6 mm - 长
输出连接器	内置式 3 针卡农公头
附属品	1 对防震绝缘胶



### 选择配件:

- AT8506 四通通 48V 幻象供电 (交流供电)。
- AT8801/EU 单通道 48V 幻象供电 (交流供电)。



audio-technica®

Machida · Tokyo · Japan

鐵三角®